

Regional Fixed Income Market Watch

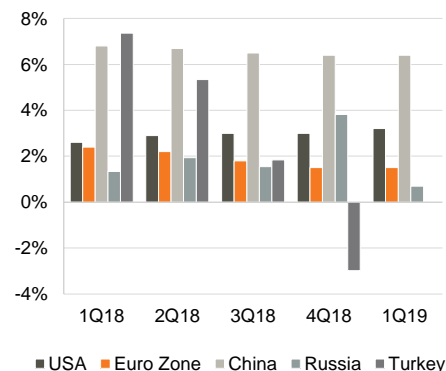
Georgia, Armenia, Azerbaijan, Belarus, Kazakhstan, Ukraine

Regional | Fixed Income
 Monthly Bulletin
 May 16, 2019

Highlights

- Real GDP in the US grew at a 3.2% annualized rate (initial estimate) in 1Q19 after 2.2% growth in 4Q18. Unemployment rate was 3.6% in April 2019, down from 3.8% in previous month.
- EU19 real GDP growth was 1.2% y/y in 1Q19 same as in 4Q18. Unemployment rate in EU19 was 7.7% in March 2019, down from 7.8% in February 2019.
- Chinese economy increased by 6.4% y/y in 1Q19.
- In March 2019, economic growth was 6.2% y/y in Armenia, 6.0% y/y in Georgia, 5.3% y/y in Kazakhstan and -0.1% y/y in Russia, based on preliminary data. In 1Q19, real GDP growth was 3.0% y/y in Azerbaijan, 2.2% in Ukraine and 1.1% y/y in Belarus.
- Annual inflation in the US was 2.0% in April 2019, up from 1.9% in previous month. Based on the Eurostat flash estimate, annual inflation in EU19 was 1.7% in April 2019, up from 1.4% in March 2019.
- In April 2019, annual inflation was above the target level in Georgia (4.1%), Russia (5.2%), Belarus (5.5%), Ukraine (8.8%) and Turkey (19.5%); inflation was within the target range in Kazakhstan (4.9%), and below the target in Armenia (2.2%).
- Monetary policy rate was cut by 0.25bps to 8.75% in Azerbaijan, by 0.25bps to 9.0% in Kazakhstan, by 0.5bps to 17.5% in Ukraine and has remained unchanged in other countries in April 2019.
- In April 2019, S&P affirmed the sovereign credit rating of Georgia at BB- and revised the outlook to positive from stable.

GDP growth rate, y/y



Source: Central banks, Statistics Offices, Bloomberg

Key macro indicators

	GDP, % change			GDP, US\$ bn			GDP per capita, US\$			Inflation, period average			Fiscal balance, % of GDP			Current account balance, % of GDP		
	2018	2019F	2020F	2018	2019F	2020F	2018	2019F	2020F	2018	2019F	2020F	2018	2019F	2020F	2018	2019F	2020F
Armenia	5.2%	4.6%	4.5%	12.4	13.1	13.9	4,149	4,381	4,636	2.5%	2.1%	3.0%	-1.8%	-2.5%	-2.0%	-6.2%	-4.6%	-4.3%
Azerbaijan	1.4%	3.4%	3.1%	45.4	45.2	47.4	4,569	4,498	4,659	2.3%	2.5%	2.5%	4.0%	4.4%	5.9%	12.6%	11.7%	13.3%
Belarus	3.0%	1.8%	2.2%	59.6	61.0	63.7	6,306	6,477	6,799	4.9%	5.0%	5.0%	2.3%	-2.0%	-1.7%	-2.3%	-4.0%	-2.3%
Georgia	4.7%	4.6%	5.0%	16.2	17.2	18.9	4,346	4,661	5,138	2.6%	2.5%	3.0%	-0.9%	-1.7%	-2.3%	-7.7%	-8.0%	-7.8%
Kazakhstan	4.1%	3.2%	3.2%	170.5	164.2	177.3	9,237	8,764	9,325	6.0%	5.5%	5.0%	0.5%	1.4%	1.7%	0.6%	0.1%	0.6%
Ukraine	3.3%	2.7%	3.0%	124.6	134.9	147.2	2,963	3,221	3,528	10.9%	8.0%	5.9%	-2.3%	-2.3%	-2.3%	-3.7%	-2.5%	-2.4%
Russia	2.3%	1.6%	1.7%	1,630.7	1,610.4	1,667.5	11,327	11,191	11,597	2.9%	5.0%	4.5%	2.8%	1.0%	0.8%	7.0%	5.7%	5.1%
Turkey	2.6%	-2.5%	2.5%	766.4	706.2	809.6	9,346	8,507	9,633	16.3%	17.5%	14.1%	-3.6%	-3.1%	-3.5%	-3.6%	0.7%	-0.4%

Source: IMF, Statistic Offices, Central Banks

Sovereign credit ratings

	Fitch			Moody's			S&P		
	LC	FC	Outlook	LC	FC	Outlook	LC	FC	Outlook
Armenia	B+	B+	positive	B1	B1	positive	NA	NA	NA
Azerbaijan	BB+	BB+	stable	Ba2	Ba2	stable	BB+	BB+	stable
Belarus	B	B	stable	B3	B3	stable	B	B	stable
Georgia	BB	BB	stable	Ba2	Ba2	stable	BB-	BB-	positive
Kazakhstan	BBB	BBB	stable	Baa3	Baa3	stable	BBB-	BBB-	stable
Ukraine	B-	B-	stable	Caa1	Caa1	stable	B-	B-	stable
Russia	BBB-	BBB-	positive	Baa3	Baa3	stable	BBB	BBB-	stable
Turkey	BB+	BB	negative	Ba3	Ba3	negative	BB-	B+	stable

Source: Fitch Ratings, S&P Global, Moody's

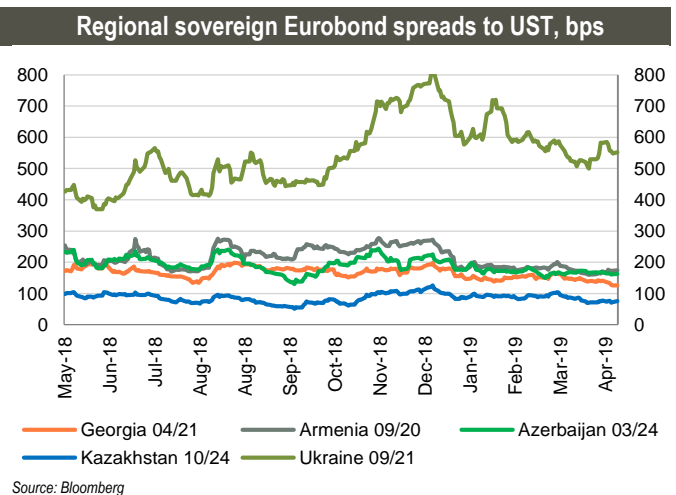
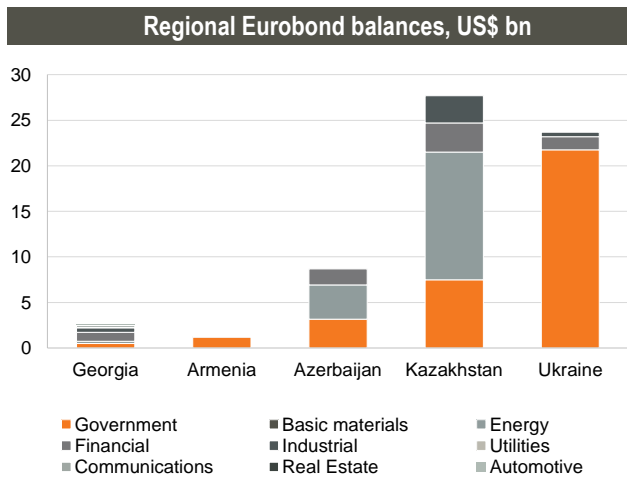
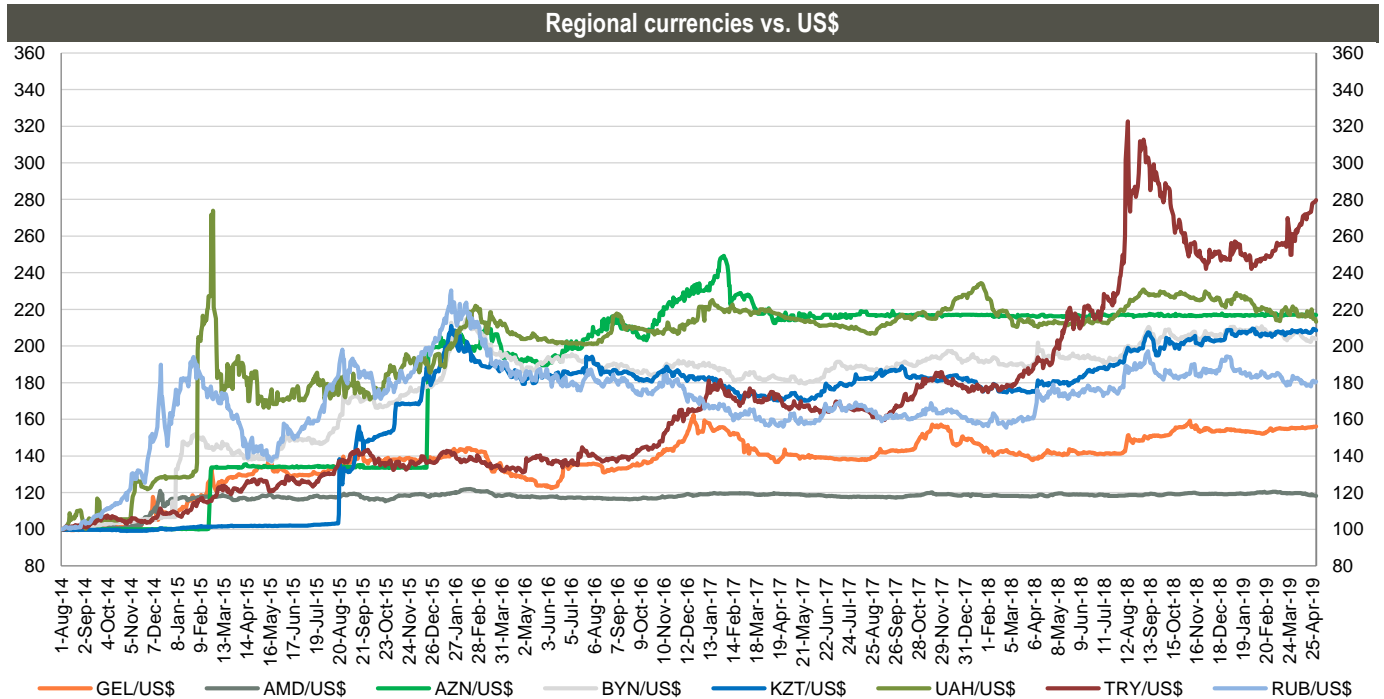
Monetary stance

	Inflation, y/y	MPR
	Apr-19	Apr-19
Armenia	2.2%	5.75%
Azerbaijan	3.3%	8.75%
Belarus	5.5%	10.00%
Georgia	4.1%	6.50%
Kazakhstan	4.9%	9.00%
Ukraine	8.8%	17.50%
Russia	5.2%	7.75%
Turkey	19.5%	24.00%

Source: Central banks, Statistics Offices



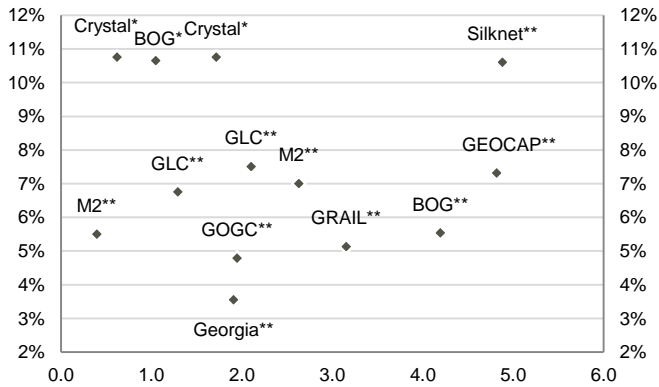
Eurobonds





Snapshot: Georgia

Yield curve

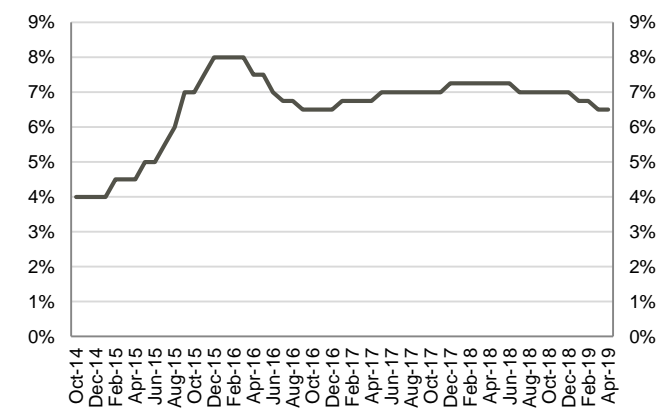


Remaining maturity

*In GEL; **In US\$

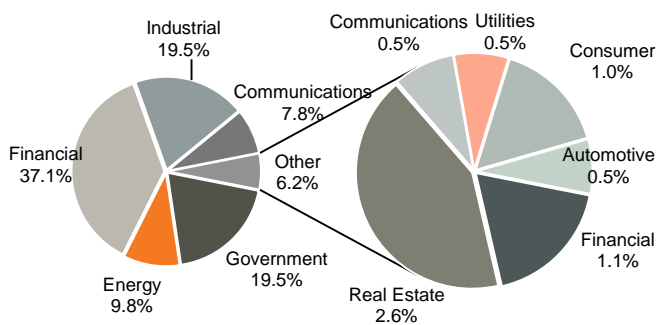
Source: Bloomberg, Galt & Taggart

Monetary policy rate



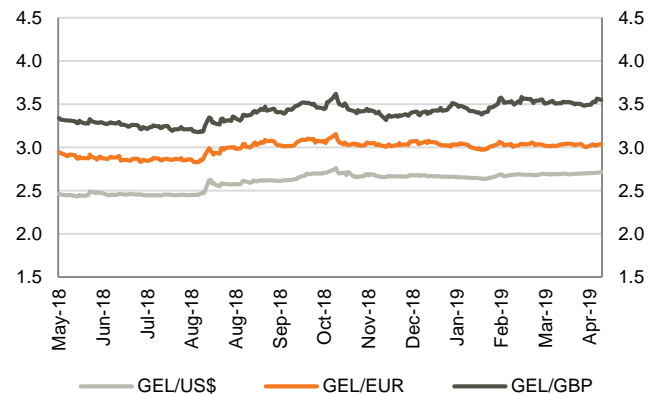
Source: National Bank of Georgia

Bond universe by sector (US\$ 2.6bn total)



Source: Bloomberg

Foreign exchange rates



Source: Bloomberg



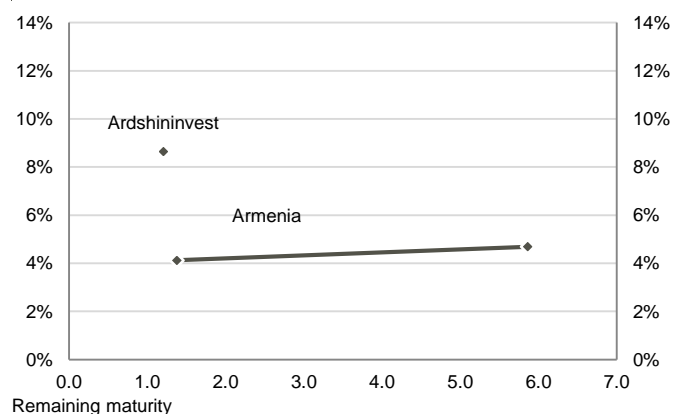
Bond performance

Issuer	Currency	Sector	Ticker	Maturity	Coupon	Issue Ratings (Fitch/S&P/Moody's/Scope)	Size (Currency mn)	Bid price	YTM Mid	Exchange
Republic Of Georgia	US\$	Government	GEORG	Apr-21	6.88%	BB/BB-/Ba2/-	500	105.83	3.55	London
Georgian Railway	US\$	Industrial	GRAIL	Jul-22	7.75%	BB-/B+/-/-	500	107.28	5.13	London
Georgian Oil & Gas Corp	US\$	Energy	GEOROG	Apr-21	6.75%	BB-/B+/-/-	250	103.30	4.79	London
Bank Of Georgia	GEL	Financial	GEBGG	Jun-20	11.00%	BB-/B2/-	500	99.71	10.65	Dublin
Bank Of Georgia	US\$	Financial	GEBGG	Jul-23	6.00%	BB-/B2/-	350	101.53	5.53	Dublin
Bank Of Georgia	US\$	Financial	GEBGG	N/A	11.13%	B-/B-/B-	100	102.80	10.64	Dublin
Georgia Capital	US\$	Financial	GEOCAP	Mar-24	6.13%	-/B+/B2/-	300	94.99	7.31	Dublin
Silknet	US\$	Communications	SILNET	Apr-24	11.00%	B+/B-/B-	200	101.09	10.60	Dublin
GWP	GEL	Utilities	GEWRPW	Dec-21	10.00%	BB-/B-/B-	30	N/A	N/A	Georgia
M2 Real Estate	US\$	Real Estate	\$M204J	Oct-19	7.50%	-/B-/B-	25	100.59	5.50	Georgia
M2 Commercial Assets	US\$	Real Estate	\$M2C01L	Dec-21	7.50%	-/B-/B-	30	100.00	7.00	Georgia
Georgian Leasing Co	US\$	Financial	\$GLC02K	Aug-20	7.00%	B+/B-/B-	10	100.00	6.75	Georgia
Georgian Leasing Co	US\$	Financial	\$GLC03L	Jun-21	6.50%	B+/B-/B-	5	97.11	7.50	Georgia
Nikora	US\$	Consumer	\$NKR01J	Jun-19	9.00%	-/B-/B+	10	N/A	N/A	Georgia
Nikora Trade	GEL	Consumer	#NKR02L	Aug-21	10.50%	-/B-/B+	5	N/A	N/A	Georgia
Silknet	GEL	Communications	#SLK01M	Aug-22	10.00%	B+/B-/B-	34	N/A	N/A	Georgia
MFO Crystal	GEL	Financial	#CRS01J	Dec-19	11.00%	B-/B-/B-	10	100.00	10.75	Georgia
MFO Crystal	GEL	Financial	#CRS02L	Feb-21	10.50%	B-/B-/B-	15	98.84	10.75	Georgia
MFO Swiss Capital	GEL	Financial	N/A	Sep-21	12.75%	B-/B-/B-	10	99.42	13.00	Not Listed
Georgian Beer Company	GEL	Consumer	#GBC01N	Dec-23	10.50%	-/B-/BB-	25	N/A	N/A	Georgia
Lisi Lake Development	US\$	Real Estate	\$LLD01L	Dec-21	8.00%	-/B-/B+	12	N/A	N/A	Georgia
Tegeta 04/22	GEL	Automotive	N/A	Apr-22	10.75%	-/B-/BB-	30	N/A	N/A	N/A

Source: Bloomberg, Galt & Taggart

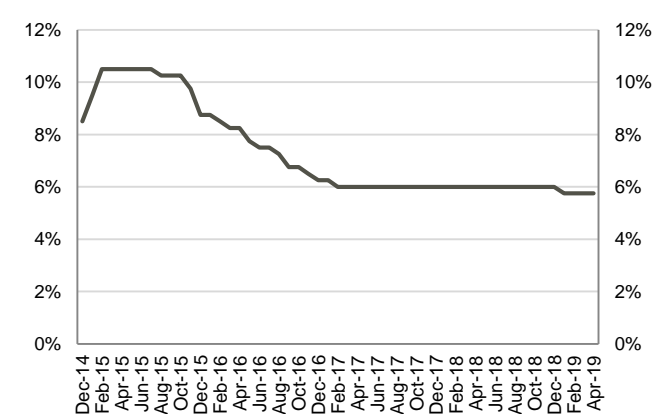
Snapshot: Armenia

Yield curve



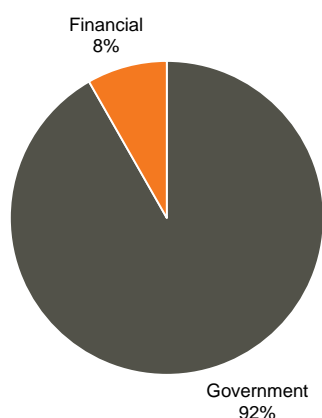
Source: Bloomberg

Monetary policy rate



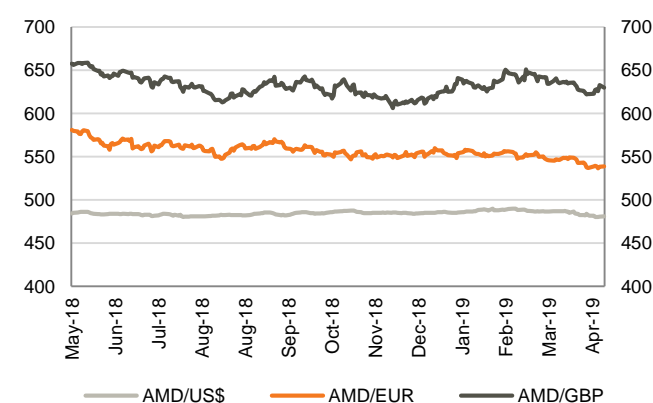
Source: Central Bank of Armenia

Bond universe by sector (US\$ 1.3bn total)



Source: Bloomberg

Foreign exchange rates



Source: Bloomberg

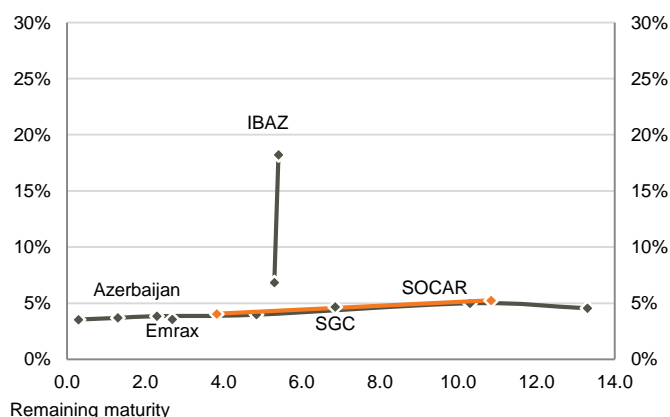
Bond performance

Issuer	Currency	Sector	Ticker	Maturity	Coupon	Issue Ratings (Fitch/S&P/Moody's)	Size (Currency mn)	Bid price	YTM Mid	Exchange
Republic Of Armenia	US\$	Government	ARMEN	Sep-20	6.00%	B+/-/B1	700	102.25	4.12	Dublin
Republic Of Armenia	US\$	Government	ARMEN	Mar-25	7.15%	B+/-/B1	500	112.39	4.69	Dublin
Ardshininvestbk	US\$	Financial	ARBANK	Jul-20	12.00%	B+/-/B1	100	102.42	8.65	Dublin
Armswissbank	US\$	Financial	ARMSWI	Apr-20	8.50%	-/-/-	5	N/A	N/A	Armenia

Source: Bloomberg

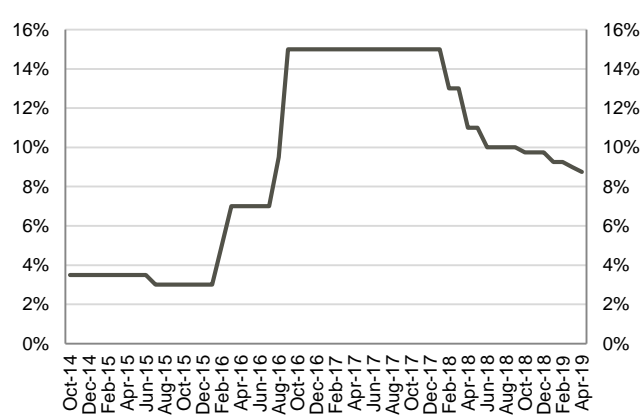
Snapshot: Azerbaijan

Yield curve



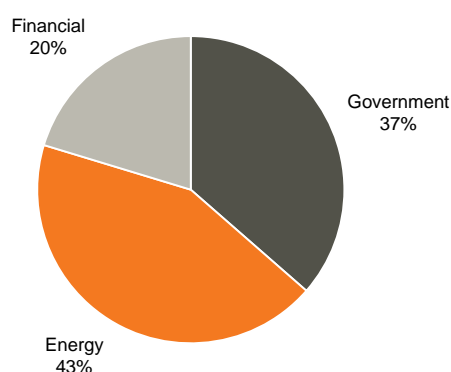
Source: Bloomberg

Monetary policy rate



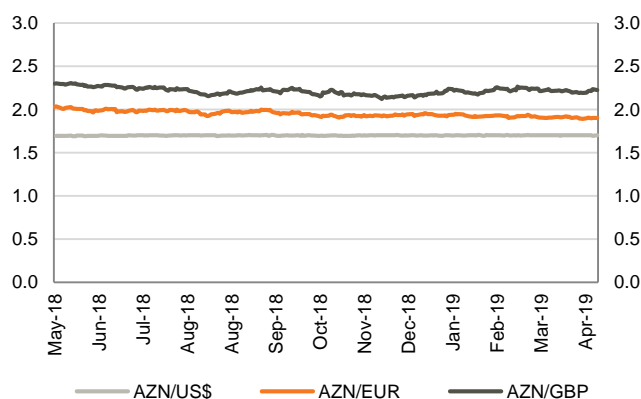
Source: Central Bank of Azerbaijan

Bond universe by sector (US\$ 8.7bn total)



Source: Bloomberg

Foreign exchange rates



Source: Bloomberg

Bond performance

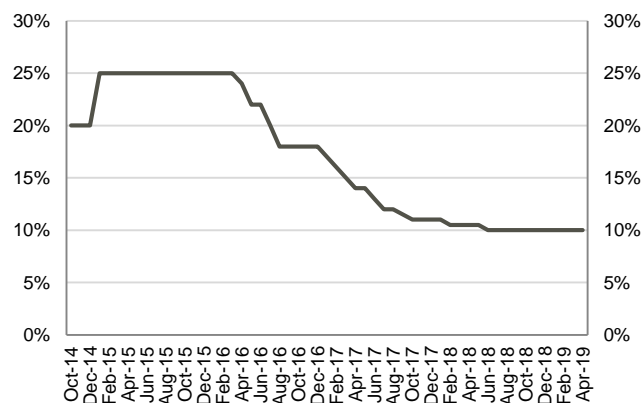
Issuer	Currency	Sector	Ticker	Maturity	Coupon	Issue Ratings (Fitch/S&P/Moody's)	Size (Currency mn)	Bid price	YTM Mid	Exchange
Republic Of Azerbaijan	US\$	Government	AZERBJ	Sep-19	2.82%	BB+/-/Ba2	174	99.71	3.55	Not Listed
Republic Of Azerbaijan	US\$	Government	AZERBJ	Sep-20	2.82%	BB+/-/Ba2	174	98.54	3.69	Not Listed
Republic Of Azerbaijan	US\$	Government	AZERBJ	Sep-21	2.82%	BB+/-/Ba2	174	97.32	3.85	Not Listed
Republic Of Azerbaijan	US\$	Government	AZERBJ	Mar-24	4.75%	BB+/-/Ba2	1,250	103.29	3.97	Stuttgart
Republic Of Azerbaijan	US\$	Government	AZERBJ	Sep-29	5.13%	BB+/-/Ba2	311	100.77	5.00	Not Listed
Republic Of Azerbaijan	US\$	Government	AZERBJ	Sep-32	3.50%	BB+/-/Ba2	1,077	89.34	4.55	Not Listed
Southern Gas Corridor	US\$	Energy	SGCAZE	Mar-26	6.88%	BB+/-/Ba2	2,000	112.67	4.66	Dublin
SOCAR	US\$	Energy	SOIAZ	Mar-23	4.75%	BB+/BB-/Ba2	1,000	102.31	4.05	London
SOCAR	US\$	Energy	SOIAZ	Mar-30	6.95%	BB+/BB-/-	750	113.63	5.25	London
Emraxbank	US\$	Financial	EMRXAZ	Jan-22	9.00%	-/-/-	10	113.50	3.56	Baku
IBAZ	US\$	Financial	IBAZAZ	Jun-19	5.63%	WD/-/WR	500	N/A	N/A	Stuttgart
IBAZ	US\$	Financial	IBAZAZ	Sep-24	3.50%	B-/-/-	1,000	84.86	6.85	Not Listed
IBAZ	US\$	Financial	IBAZAZ	Oct-24	8.25%	-/-/WR	250	61.25	18.21	Dublin

Source: Bloomberg



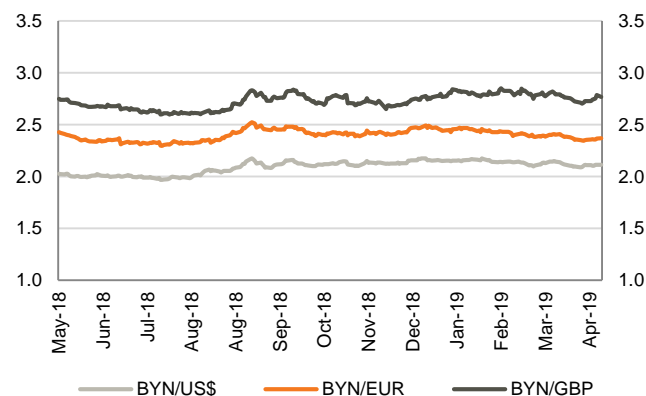
Snapshot: Belarus

Monetary policy rate



Source: National Bank of Belarus

Foreign exchange rates



Source: Bloomberg

Bond performance

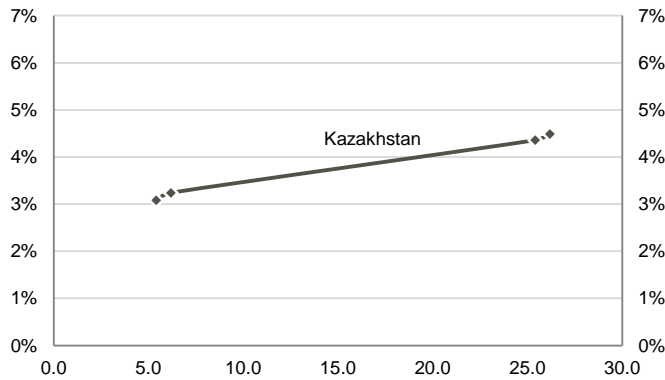
Issuer	Currency	Sector	Ticker	Maturity	Coupon	Issue Ratings (Fitch/S&P/Moody's)	Size (Currency mn)	Bid price	YTM Mid	Exchange
Republic Of Belarus	US\$	Government	BELRUS	Feb-23	6.88%	B/B/B3	800	104.50	5.47	Dublin
Republic Of Belarus	US\$	Government	BELRUS	Jun-27	7.63%	B/B/B3	600	107.78	6.33	Dublin
Republic Of Belarus	US\$	Government	BELRUS	Feb-30	6.20%	B/B/B3	600	99.33	6.24	Dublin

Source: Bloomberg



Snapshot: Kazakhstan

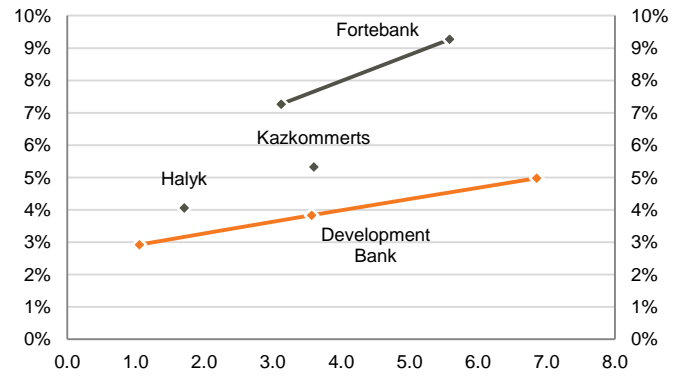
Yield curve (sovereign)



Remaining maturity

Source: Bloomberg

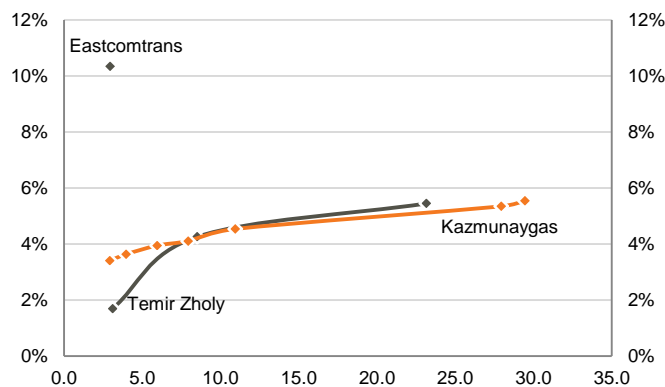
Yield curve (banks)



Remaining maturity

Source: Bloomberg

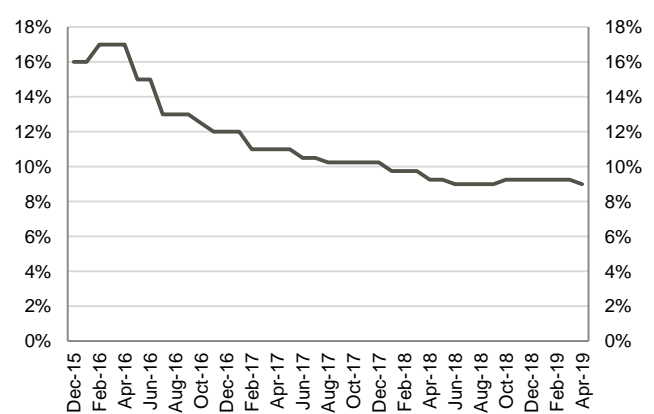
Yield curve (other sectors)



Remaining maturity

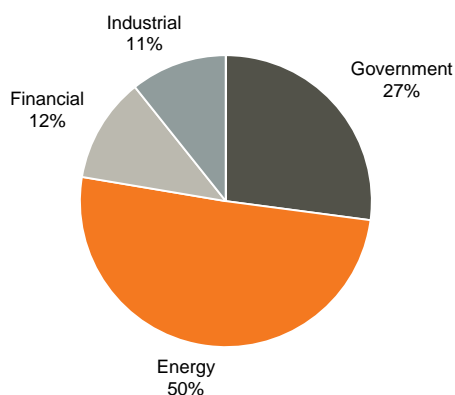
Source: Bloomberg

Monetary policy rate



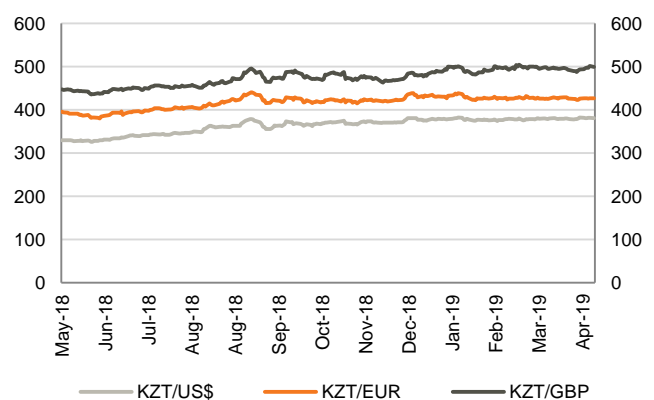
Source: National Bank of Kazakhstan

Bond universe by sector (US\$ 27.7bn total)



Source: Bloomberg

Foreign exchange rates



Source: Bloomberg



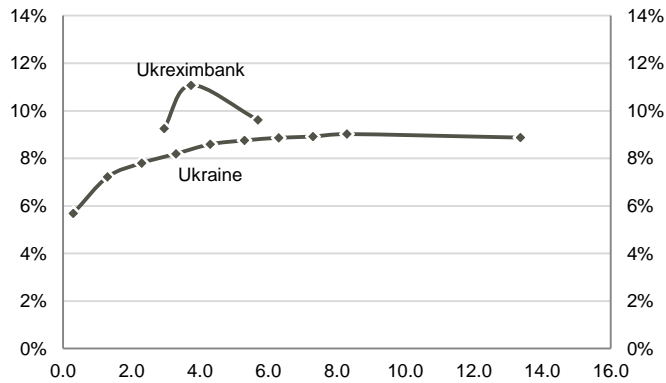
Bond performance

Issuer	Currency	Sector	Ticker	Maturity	Coupon	Issue Ratings (Fitch/S&P/Moody's)	Size (Currency mn)	Bid price	YTM Mid	Exchange
Republic Of Kazakhstan	US\$	Government	KAZAKS	Oct-24	3.88%	BBB/BBB-/Baa3	1,500	103.72	3.08	London
Republic Of Kazakhstan	US\$	Government	KAZAKS	Jul-25	5.13%	BBB/BBB-/Baa3	2,500	110.30	3.24	London
Republic Of Kazakhstan	US\$	Government	KAZAKS	Oct-44	4.88%	BBB/BBB-/Baa3	1,000	107.68	4.36	London
Republic Of Kazakhstan	US\$	Government	KAZAKS	Jul-45	6.50%	BBB/BBB-/Baa3	1,500	130.53	4.49	London
Kazagro Natl Mgmt Hldg	US\$	Government	KAZNMH	May-23	4.63%	WD/NR/Ba1	1,000	N/A	N/A	Dublin
Kazmunaygas National Co	US\$	Energy	KZOKZ	May-20	7.00%	BBB-/BB/WR	1,500	N/A	N/A	Frankfurt
Kazmunaygas National Co	US\$	Energy	KZOKZ	Apr-21	6.38%	BBB-/BB/WR	1,250	N/A	N/A	London
Kazmunaygas National Co	US\$	Energy	KZOKZ	Apr-22	3.88%	BBB-/BB/Baa3	500	101.12	3.41	London
Kazmunaygas National Co	US\$	Energy	KZOKZ	Apr-23	4.40%	BBB-/BB/Baa3	1,000	102.62	3.63	Kazakhstan
Kazmunaygas National Co	US\$	Energy	KZOKZ	Apr-25	4.75%	BBB-/BB/Baa3	500	104.04	3.94	London
Kazmunaygas National Co	US\$	Energy	KZOKZ	May-25	4.88%	BBB-/BB/Baa3	500	N/A	N/A	London
Kazmunaygas National Co	US\$	Energy	KZOKZ	Apr-27	4.75%	BBB-/BB/Baa3	1,000	104.20	4.11	London
Kazmunaygas National Co	US\$	Energy	KZOKZ	Apr-30	5.38%	BBB-/BB/Baa3	1,250	106.96	4.54	London
Kazmunaygas National Co	US\$	Energy	KZOKZ	Apr-43	5.75%	BBB-/BB/WR	2,000	N/A	N/A	Kazakhstan
Kazmunaygas National Co	US\$	Energy	KZOKZ	Nov-44	6.00%	BBB-/BB/Baa3	1,000	N/A	N/A	London
Kazmunaygas National Co	US\$	Energy	KZOKZ	Apr-47	5.75%	BBB-/BB/Baa3	1,250	105.76	5.34	London
Kazmunaygas National Co	US\$	Energy	KZOKZ	Oct-48	6.38%	BBB-/BB/Baa3	1,500	111.88	5.54	London
Kaztransgas	US\$	Energy	KZTGKZ	Sep-27	4.38%	BBB-/BB/Baa3	750	99.81	4.40	Dublin
Development Bank Of Kaz.	US\$	Financial	DBKAZ	Jun-20	6.50%	BBB-/BB+/Baa3	100	103.43	2.92	Kazakhstan
Development Bank Of Kaz.	US\$	Financial	DBKAZ	Dec-22	4.13%	BBB-/BB+/Baa3	1,425	100.82	3.84	London
Development Bank Of Kaz.	US\$	Financial	DBKAZ	Mar-26	6.00%	BBB-/BB+/Baa3	150	105.55	4.98	Kazakhstan
Fortebank	US\$	Financial	ALLIBK	Jun-22	14.00%	-B/-	61	116.80	7.27	Kazakhstan
Fortebank	US\$	Financial	ALLIBK	Dec-24	11.75%	B/B/-	237	110.24	9.27	Kazakhstan
Halyk Savings Bank-Kaz.	US\$	Financial	HSBKKZ	Jan-21	7.25%	BB/BB/Baa3	500	105.02	4.06	London
Kazkommertsbank	US\$	Financial	KKB	Dec-22	5.50%	BB/BB/-	750	100.26	5.33	Kazakhstan
Eastcomtrans	US\$	Industrial	EASTCM	Apr-22	8.00%	WD/-/B3	100	93.06	10.34	London
Kazakhstan Temir Zholy	CHF	Industrial	KTZKZ	Jun-19	2.59%	BBB-/BB-/Baa3	100	100.21	-0.11	Zurich
Kazakhstan Temir Zholy	US\$	Industrial	KTZKZ	Oct-20	6.38%	WD/NR/WR	700	N/A	N/A	London
Kazakhstan Temir Zholy	CHF	Industrial	KTZKZ	Jun-22	3.64%	BBB-/BB-/Baa3	185	105.49	1.69	Zurich
Kazakhstan Temir Zholy	US\$	Industrial	KTZKZ	Nov-27	4.85%	BBB-/BB-/Baa3	780	103.96	4.26	Dublin
Kazakhstan Temir Zholy	US\$	Industrial	KTZKZ	Jul-42	3.88%	BBB-/BB-/Baa3	1,100	119.54	5.45	London

Source: Bloomberg

Snapshot: Ukraine

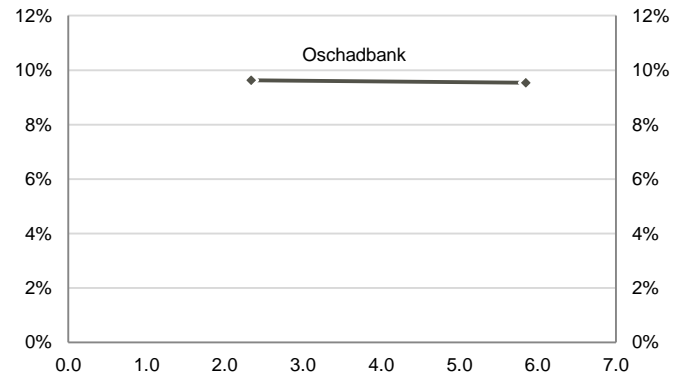
Yield curve (sovereign)



Remaining maturity

Source: Bloomberg

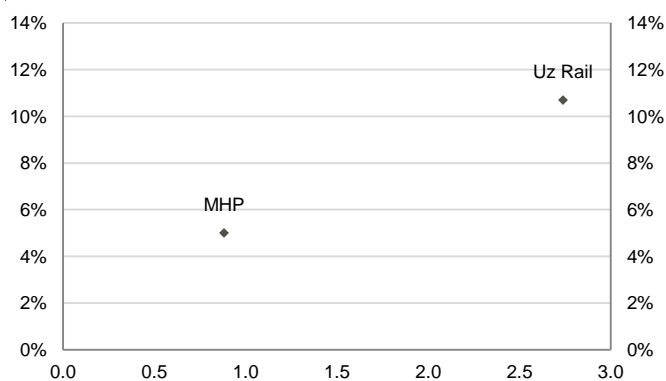
Yield curve (banks)



Remaining maturity

Source: Bloomberg

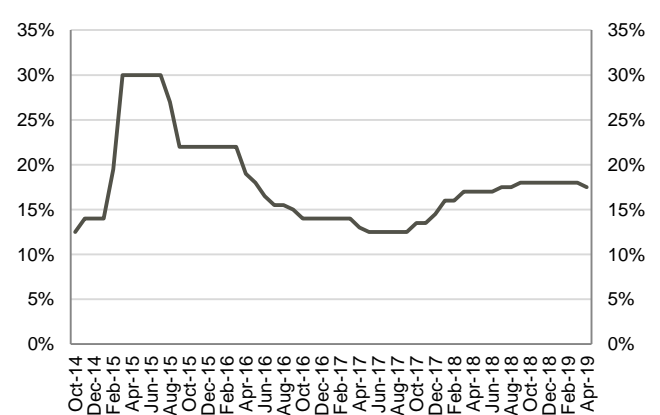
Yield curve (other sectors)



Remaining maturity

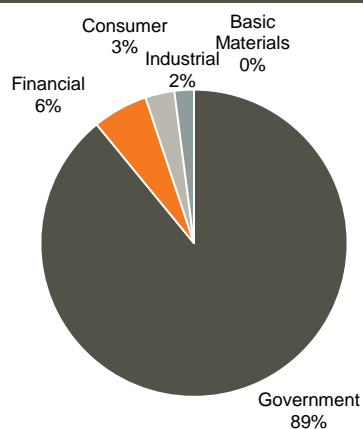
Source: Bloomberg

Monetary policy rate



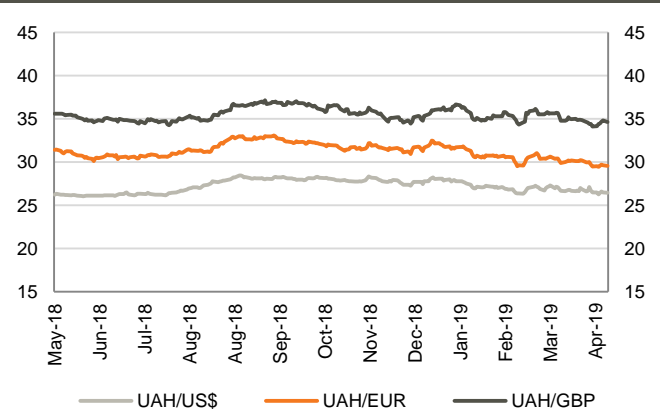
Source: National Bank of Ukraine

Bond universe by sector (US\$ 24.4bn total)



Source: Bloomberg

Foreign exchange rates



Source: Bloomberg

Bond performance

Issuer	Currency	Sector	Ticker	Maturity	Coupon	Issue Ratings (Fitch/S&P/Moody's)	Size (Currency mn)	Bid price	YTM Mid	Exchange
Ukraine Government	US\$	Government	UKRAIN	Sep-19	7.75%	B-/B-/Caa1	1,822	100.37	5.69	Dublin
Ukraine Government	US\$	Government	UKRAIN	Sep-20	7.75%	B-/B-/Caa1	1,780	100.39	7.22	Dublin
Ukraine Government	US\$	Government	UKRAIN	Sep-21	7.75%	B-/B-/Caa1	1,409	99.63	7.80	Dublin
Ukraine Government	US\$	Government	UKRAIN	Sep-22	7.75%	B-/B-/Caa1	1,384	98.55	8.19	Dublin
Ukraine Government	US\$	Government	UKRAIN	Sep-23	7.75%	B-/B-/Caa1	1,355	96.78	8.59	Dublin
Ukraine Government	US\$	Government	UKRAIN	Sep-24	7.75%	B-/B-/Caa1	1,339	95.55	8.75	Dublin
Ukraine Government	US\$	Government	UKRAIN	Sep-25	7.75%	B-/B-/Caa1	1,329	94.51	8.87	Dublin
Ukraine Government	US\$	Government	UKRAIN	Sep-26	7.75%	B-/B-/Caa1	1,318	93.51	8.92	Dublin
Ukraine Government	US\$	Government	UKRAIN	Sep-27	7.75%	B-/B-/Caa1	1,307	92.61	9.02	Dublin
Ukraine Government	US\$	Government	UKRAIN	Sep-32	7.38%	B-/B/-	3,000	88.12	8.87	Dublin
Ukraine Government	US\$	Government	UKRAIN	May-40	N/A	-/B/-	3,239	63.44	N/A	Dublin
Aid-Ukraine	US\$	Government	AID	Sep-21	1.47%	-/-/-	1,000	98.29	2.20	Frankfurt
Ukreximbank	US\$	Government	EXIMUK	Apr-22	9.63%	B-/B-/Caa1	750	100.79	9.26	Dublin
Ukreximbank	US\$	Government	EXIMUK	Feb-23	9.00%	CCC-/Caa2	125	95.01	11.08	Dublin
Ukreximbank	US\$	Government	EXIMUK	Jan-25	9.75%	B-/B-/Caa1	600	100.38	9.61	Dublin
MHP	US\$	Consumer	MHPSA	Apr-20	8.25%	B/B/-	750	102.34	5.00	Dublin
Privatbank	US\$	Financial	PRBANK	Feb-21	11.00%	-/-/-	220	N/A	N/A	Channel Isl.
Oschadbank	US\$	Financial	OSCHAD	Mar-23	9.38%	B-/B-/Caa1	700	100.61	9.12	Dublin
Oschadbank	US\$	Financial	OSCHAD	Mar-25	9.63%	B-/B-/Caa1	500	100.05	9.54	Dublin
Uz Rail Via Shortline	US\$	Industrial	RAILUA	Sep-21	9.88%	B-/CCC+/-	500	100.22	9.63	Dublin

Source: Bloomberg

Disclaimer

This document is strictly confidential and has been prepared by JSC Galt & Taggart ("Galt & Taggart"), a member of Bank of Georgia Group plc ("Group") solely for informational purposes and independently of the respective companies mentioned herein. This document does not constitute or form part of, and should not be construed as, an offer or solicitation or invitation of an offer to buy, sell or subscribe for any securities or assets and nothing contained herein shall form the basis of any contract or commitment whatsoever or shall be considered as a recommendation to take any such actions.

Galt & Taggart is authorized to perform professional activities on the Georgian market. The distribution of this document in certain jurisdictions may be restricted by law. Persons into whose possession this document comes are required by Galt & Taggart to inform themselves about and to observe any and all restrictions applicable to them. This document is not directed to, or intended for distribution, directly or indirectly, to, or use by, any person or entity that is a citizen or resident located in any locality, state, country or other jurisdiction where such distribution, publication, availability or use would be contrary to law or regulation or which would require any registration or licensing within such jurisdiction.

Investments (or any short-term transactions) in emerging markets involve significant risk and volatility and may not be suitable for everyone. The recipients of this document must make their own investment decisions as they believe appropriate based on their specific objectives and financial situation. When doing so, such recipients should be sure to make their own assessment of the risks inherent in emerging market investments, including potential political and economic instability, other political risks including without limitation changes to laws and tariffs, and nationalization of assets, and currency exchange risk.

No representation, warranty or undertaking, express or implied, is or will be made by Galt & Taggart or any other member of the Group or their respective directors, employees, affiliates, advisers or agents or any other person as to, and no reliance should be placed on, the fairness, accuracy, completeness or correctness of this document and the information contained herein (and whether any information has been omitted from this document) and no reliance should be placed on it. This document should not be considered as a complete description of the markets, industries and/or companies referred to herein. Nothing contained in this document is, is to be construed as, or shall be relied on as legal, investment, business or tax advice, whether relating to the past or the future, by Galt & Taggart any other member of the Group or any of their respective directors, employees, affiliates, advisers or agents in any respect. Recipients are required to make their own independent investigation and appraisal of the matters discussed herein. Any investment decision should be made at the investor's sole discretion. To the extent permitted by law, Galt & Taggart, any other member of the Group and their respective directors, employees, affiliates, advisers and agents disclaim all liability whatsoever (in negligence or otherwise) for any loss or damages however arising, directly or indirectly, from any use of this document or its contents or otherwise arising in connection with this document, or for any act, or failure to act, by any party, on the basis of this document.

The information in this document is subject to verification, completion and change without notice and Galt & Taggart is not under any obligation to update or keep current the information contained herein. The delivery of this document shall not, under any circumstances, create any implication that there has been no change in the information since the date hereof or the date upon which this document has been most recently updated, or that the information contained in this document is correct as at any time subsequent to the date on which it is supplied or, if different, the date indicated in the document containing the same. No representation or warranty, expressed or implied, is made by Galt & Taggart or any other member of the Group, or any of their respective directors, employees, affiliates, advisers or agents with respect to the accuracy or completeness of such information.

The information provided and opinions expressed in this document are based on the information available as of the issue date and are solely those of Galt & Taggart as part of its internal research coverage. Opinions, forecasts and estimates contained herein are based on information obtained from third party sources believed to be reliable and in good faith, and may change without notice. Third party publications, studies and surveys generally state that the data contained therein have been obtained from sources believed to be reliable, but that there is no guarantee of the accuracy or completeness of such data. Accordingly, undue reliance should not be placed on any such data contained in this document. Neither Galt & Taggart, any other member of the Group, nor their respective directors, employees, affiliates, advisers or agents make any representation or warranty, express or implied, of this document's usefulness in predicting the future performance, or in estimating the current or future value, of any security or asset.

Galt & Taggart does, and seeks to do, and any other member of the Group may or seek to do business with companies covered in its research. As a result, investors should be aware of a potential conflict of interest that may affect the objectivity of the information contained in this document.

This document is confidential to clients of Galt & Taggart. Unauthorized copying, distribution, publication or retransmission of all or any part of this document by any medium or in any form for any purpose is strictly prohibited.

The recipients of this document are responsible for protecting against viruses and other destructive items. Receipt of the electronic transmission is at risk of the recipient and it is his/her responsibility to take precautions to ensure that it is free from viruses and other items of a destructive nature.

Galt & Taggart

Address: 79 D. Agmashenebeli Avenue, Tbilisi 0102, Georgia

Tel: + (995) 32 2401 111

Email: gt@gt.ge