

Azerbaijan Weekly Market Watch

Weekly Market Watch | Azerbaijan
November 7, 2016

Economy

CBAR reserves down 3.1% m/m to US\$ 4.0bn

Central Bank's reserves were down 3.1% m/m in October 2016, the highest monthly drop of the last eight months. At US\$ 4.0bn, reserves are at the lowest level since 2007 and are down 41.4% in annual terms.

SOFAZ sold US\$ 371.0mn in FX auctions in October 2016

At FX auctions organized by CBAR, State Oil Fund of Azerbaijan Republic sold US\$ 371.0mn in October 2016, 41.2% less than in the previous month and the lowest amount of the last six months.

Oil exports up 45.5% m/m to 2.0mn tons

According to SOCAR, the company exported 2.0mn tons of crude oil in October 2016 (+45.5% m/m and +13.4% y/y). In 10M16, exports were down 5.1% y/y to 17.1mn tons. SOCAR exports crude oil belonging to the company as well as to the Azerbaijan state.

Monthly average price of BTC FOB Ceyhan oil was up 8.6% m/m to US\$ 51.4 per barrel, the highest level of the last 15 months. In annual terms, the price was up 2.6%, the first increase in the last 27 months.

Banking sector loans down 0.3% m/m in September 2016

After a 0.8% m/m increase in August 2016, banking sector loans were down 0.3% m/m (-12.2% y/y) to AZN 16.3bn in September 2016. Following three months of increases, household savings, which account for 33.5% of total deposits at commercial banks, were down 1.5% m/m (+6.9% y/y) to AZN 7.8bn in September 2016.

Key macro indicators

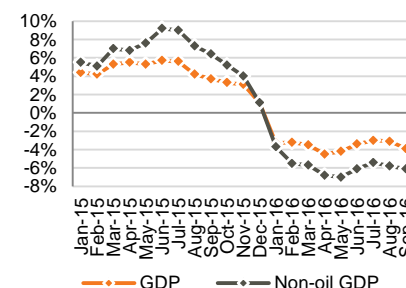
	9M16	2015	2014
GDP (% change)	-3.9%	1.1%	2.8%
NO** GDP (% change)	-6.1%	1.1%	7.0%
GDP per capita (ppp)	...	17,993	17,762
GDP per capita (US\$)	...	5,739	8,055
Population (mn)	...	9.7	9.6
Inflation (eop)	14.2%	7.7%	-0.1%
CAB (% of GDP)*	-4.6%	-0.4%	13.9%
NO* CAB (% of NOGDP)**	-24.9%	-18.4%	-16.5%
Fiscal balance (% of GDP)	5.4%	-5.3%	2.9%
NO* fiscal bal. (% of NOGDP)	-18.8%	-33.7%	-38.1%
Gross reserves (US\$ bn)	40.0	38.6	50.9

Source: Official data

* Non-oil

**1H16

Real GDP growth, % (YTD)



Source: AzSTAT

International ranking of Azerbaijan

Ease of Doing Business # 65

Economic Freedom Index # 91 (moderately free)

Global Competitiveness Index # 37 (regional leader)

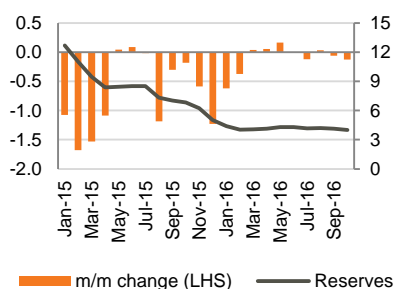
Source: World Bank, Heritage Foundation and World Economic Forum

Azerbaijan sovereign credit ratings

STANDARD & POOR'S BB+ Negative Jul-2016	Moody's INVESTORS SERVICE Ba1 Negative Apr-2016	FitchRatings BB+ Negative Aug-2016
--	---	---

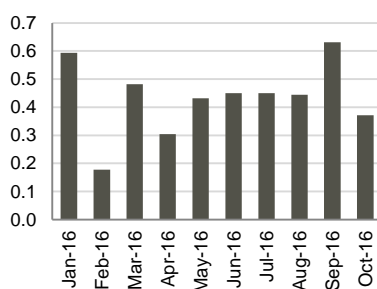
Source: Rating agencies

CBAR reserves, US\$ bn



Source: CBAR

FX sold by SOFAZ, US\$ bn



Source: SOFAZ, Galt & Taggart Research



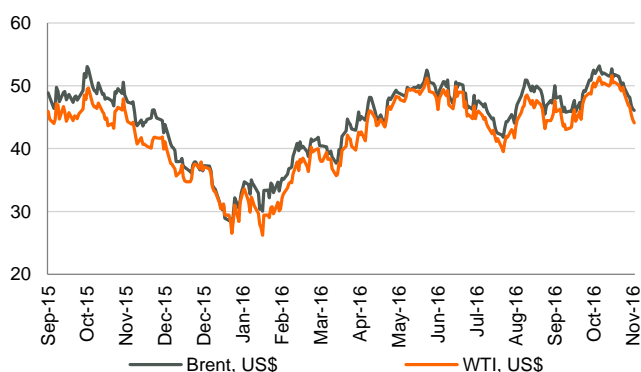
Oil prices and exchange rate

Oil price: Brent oil price was down 7.3% w/w to US\$ 46.1/bbl (down 5.1% y/y), while WTI oil price decreased 9.5% w/w to US\$ 44.1/bbl (down 4.9% y/y). In AZN terms, Brent oil price was down 5.8% w/w to AZN 78.6 (up 53.8% y/y).

Exchange rate: On November 4, 2016, Central Bank's AZN/US\$ rate was 1.6596 (+1.3% w/w) and AZN/EUR rate was 1.8413 (+3.1% w/w). At Bloomberg AZN/US\$ was trading at 1.7053 (+1.6% w/w) while AZN/EUR was trading at 1.8658 (+2.4% w/w).

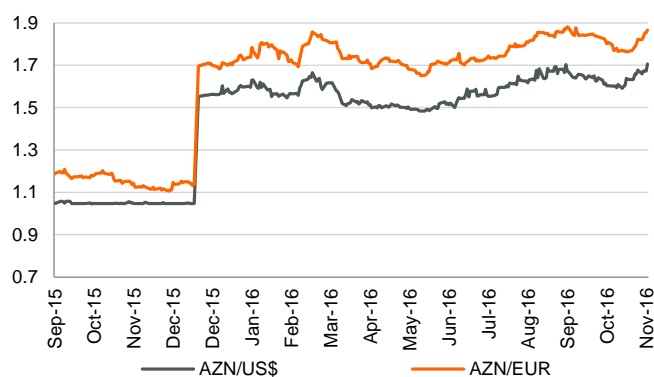
Monetary policy rate: Monetary policy rate was unchanged at 15.0%.

Crude oil prices (US\$/bbl)



Source: Bloomberg

Exchange rates



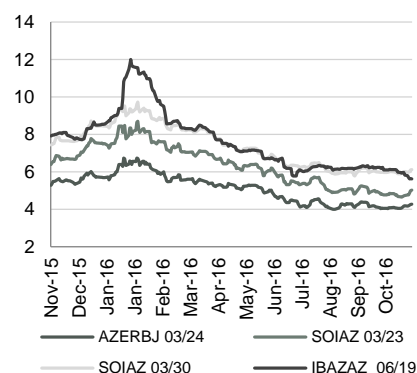
Source: Bloomberg

Fixed income

Corporate Eurobonds: State Oil Company of Azerbaijan (SOCAR) Eurobond (SOIAZ 03/30) closed at 6.1% yield, trading at 107.4 (-0.9% w/w). International Bank of Azerbaijan Eurobonds (IBAZAZ 06/19) were trading at 100.0 (+0.5% w/w), yielding 5.6%.

Azerbaijan Sovereign Eurobonds (AZERBJ 03/24) closed at 102.9 (-0.6% w/w) at 4.3% yield to maturity.

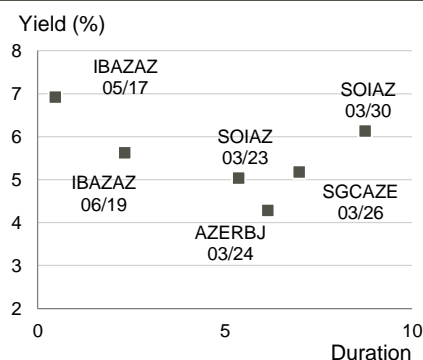
Azerbaijan Eurobonds, YTM (%)



	Eurobonds						
	SOIAZ 02/17	SOIAZ 03/23	SOIAZ 03/30	IBAZAZ 05/17	IBAZAZ 06/19	SGCAZE 03/26	AZERBJ 03/24
Amount, US\$ mn	97.1	1000	750	100	500	1,000	1,250
Issue date	Feb-2012	Mar-2013	Mar-2015	May-2007	Jun-2014	Mar-16	Mar-14
Maturity date	Feb-2017	Mar-2023	Mar-2030	May-2017	Jun-2019	Mar-26	Mar-24
Coupon, %	5.450%	4.750%	6.950%	6.170%	5.625%	6.875%	4.750%
Fitch/S&P/Moody's	BB+/BB+/Ba1	BB+/BB+/Ba1	BB+/BB+/Ba1	BB-/Ba3	BB-/Ba3	BB+/-/Ba1	BB+/-/Ba1
Mid price, US\$	100.9	98.5	107.4	99.6	100.0	112.5	102.9
Mid yield, %	1.8	5.0	6.1	6.9	5.6	5.2	4.3
Z-spread, bps	-37.4	362.5	438.2	495.1	469.8	357.3	278.6

Source: Bloomberg

Azerbaijan Eurobond universe



Eastern European sovereign 10-year bond performance

Issuer	Amount, US\$ mn	Coupon, %	Maturity date	Ratings (Fitch/S&P/Moody)	Mid price, US\$	Mid yield, %	Z-spread, bps
Azerbaijan	1,250	4.750%	3/18/2024	BB+/BB+/Ba1	102.9	4.3	278.6
Georgia	500	6.875%	4/12/2021	BB-/BB-/Ba3	111.8	3.9	263.0
Bulgaria	323	5.000%	7/19/2021	BBB-/BB+/Baa2	121.1	0.5	-248.1
Croatia	1,250	3.875%	5/30/2022	BB/BB/Ba1	108.0	2.3	221.9
Hungary	3,000	6.375%	3/29/2021	BB+/BB+/Ba1	115.7	2.6	131.5
Romania	2,250	6.750%	2/7/2022	BBB-/BBB-/Baa3	118.8	2.9	154.1
Russia	3,500	5.000%	4/29/2020	BBB-/BB+/Ba1	106.5	3.0	177.5
Turkey	2,000	5.625%	3/30/2021	BBB-/BB+/Ba1	105.1	4.3	304.0
Kazakhstan	2,500	5.125%	7/21/2025	BBB+/BBB-/Baa2	109.8	3.8	221.6

Source: Bloomberg

Disclaimer

This document is strictly confidential and has been prepared by JSC Galt & Taggart ("Galt & Taggart"), a member of JSC Bank of Georgia group ("Group") solely for informational purposes and independently of the respective companies mentioned herein. This document does not constitute or form part of, and should not be construed as, an offer or solicitation or invitation of an offer to buy, sell or subscribe for any securities or assets and nothing contained herein shall form the basis of any contract or commitment whatsoever or shall be considered as a recommendation to take any such actions.

Galt & Taggart is authorized to perform professional activities on the Georgian market. The distribution of this document in certain jurisdictions may be restricted by law. Persons into whose possession this document comes are required by Galt & Taggart to inform themselves about and to observe any and all restrictions applicable to them. This document is not directed to, or intended for distribution, directly or indirectly, to, or use by, any person or entity that is a citizen or resident located in any locality, state, country or other jurisdiction where such distribution, publication, availability or use would be contrary to law or regulation or which would require any registration or licensing within such jurisdiction.

Investments (or any short-term transactions) in emerging markets involve significant risk and volatility and may not be suitable for everyone. The recipients of this document must make their own investment decisions as they believe appropriate based on their specific objectives and financial situation. When doing so, such recipients should be sure to make their own assessment of the risks inherent in emerging market investments, including potential political and economic instability, other political risks including without limitation changes to laws and tariffs, and nationalization of assets, and currency exchange risk.

No representation, warranty or undertaking, express or implied, is or will be made by Galt & Taggart or any other member of the Group or their respective directors, employees, affiliates, advisers or agents or any other person as to, and no reliance should be placed on, the fairness, accuracy, completeness or correctness of this document and the information contained herein (and whether any information has been omitted from this document) and no reliance should be placed on it. This document should not be considered as a complete description of the markets, industries and/or companies referred to herein. Nothing contained in this document is, is to be construed as, or shall be relied on as legal, investment, business or tax advice, whether relating to the past or the future, by Galt & Taggart any other member of the Group or any of their respective directors, employees, affiliates, advisers or agents in any respect. Recipients are required to make their own independent investigation and appraisal of the matters discussed herein. Any investment decision should be made at the investor's sole discretion. To the extent permitted by law, Galt & Taggart, any other member of the Group and their respective directors, employees, affiliates, advisers and agents disclaim all liability whatsoever (in negligence or otherwise) for any loss or damages however arising, directly or indirectly, from any use of this document or its contents or otherwise arising in connection with this document, or for any act, or failure to act, by any party, on the basis of this document.

The information in this document is subject to verification, completion and change without notice and Galt & Taggart is not under any obligation to update or keep current the information contained herein. The delivery of this document shall not, under any circumstances, create any implication that there has been no change in the information since the date hereof or the date upon which this document has been most recently updated, or that the information contained in this document is correct as at any time subsequent to the date on which it is supplied or, if different, the date indicated in the document containing the same. No representation or warranty, expressed or implied, is made by Galt & Taggart or any other member of the Group, or any of their respective directors, employees, affiliates, advisers or agents with respect to the accuracy or completeness of such information.

The information provided and opinions expressed in this document are based on the information available as of the issue date and are solely those of Galt & Taggart as part of its internal research coverage. Opinions, forecasts and estimates contained herein are based on information obtained from third party sources believed to be reliable and in good faith, and may change without notice. Third party publications, studies and surveys generally state that the data contained therein have been obtained from sources believed to be reliable, but that there is no guarantee of the accuracy or completeness of such data. Accordingly, undue reliance should not be placed on any such data contained in this document. Neither Galt & Taggart, any other member of the Group, nor their respective directors, employees, affiliates, advisers or agents make any representation or warranty, express or implied, of this document's usefulness in predicting the future performance, or in estimating the current or future value, of any security or asset.

Galt & Taggart does, and seeks to do, and any other member of the Group may or seek to do business with companies covered in its research. As a result, investors should be aware of a potential conflict of interest that may affect the objectivity of the information contained in this document.

This document is confidential to clients of Galt & Taggart. Unauthorized copying, distribution, publication or retransmission of all or any part of this document by any medium or in any form for any purpose is strictly prohibited.

The recipients of this document are responsible for protecting against viruses and other destructive items. Receipt of the electronic transmission is at risk of the recipient and it is his/her responsibility to take precautions to ensure that it is free from viruses and other items of a destructive nature.

Galt & Taggart

Address: 79 D. Agmashenebeli Avenue, Tbilisi 0102, Georgia

Tel: + (995) 32 2401 111

Email: gt@gt.ge